

Learning from Home – Year 1 Term 4 Week 2

Monday

Daily Check in

- Open Seesaw Class to read your Daily Message from your teacher
- Check in with your teacher by completing the Daily Check In google form. This will show your attendance for the day.
- Optional Zoom Lesson at 10.30am. The link to the lesson will be posted to seesaw. **Explicit teaching focus of zoom - spelling sound & weekly overview.**



English

Reading

Select a reader from your PM Reader App or a book you have at home.

Before you read your story, predict what you think the story will be about. What clues/evidence from the story leads you to make your prediction? eg the title of the story or something in the picture

Record your prediction using

Writing

Brainstorming and Planning

Planning is an important part of writing a persuasive text. We need to understand what we think about a topic and why we think this before we can start writing.

Using the template, write 3 ways that we use planning in our lives, e.g. trips to Queensland, building a playhouse, designing a website, etc.

Watch the *Persuasive Writing For Kids: Planning and Pre Writing* video: <https://safesha.re/2ppd>

Think back to the *The True Story of the Three*

Spelling/ Grammar

Soundwaves

unit 30

Brainstorm 'z' words using the worksheet in the resource pack. Try to think of at least 15 words.



Maths: Money

Warm Up: Watch *Australian currency coins and notes* video.

You will need your DET Login to view the video.

<https://online.clickview.com.au/libraries/videos/3713563/australian-currency-coins-and-notes>

Collect ten 10c coins and use the coins to determine how much more is needed to equal \$1.00.

1. Make 30c, how much more is needed to equal \$1.00?
2. Make 60c, how much more is needed to equal \$1.00?
3. Make 90c, how much more is needed to equal \$1.00?
4. Make 40c, how much more is needed to equal \$1.00?
5. Make 20c, how much more is needed to equal \$1.00?

Maths Activity 1: Australian Coins

Find a collection of Australian coins and discuss with a family member what you notice.

Think about:

- The animals
- Colour of the coins
- Order them from least value to most
- Size and shape

Complete the worksheet 'Match the missing coins'. Take a photo and upload it to Seesaw.

PDHPE

Watch Joe Wick's 5 minute workout below. Each exercise is performed for 40 seconds, with a 20-second rest in-between.

<https://safesha.re/2pov>

Ball skills

For the following 7 Activities you will need a ball which bounces- it can be any type of ball you have at home. A handball, tennis ball or basketball.

Skill 1

Throw the ball up and make a 360 degree turn (full circle). Catch it before it bounces. Change direction. Can you do a 720 degree turn?

Skill 2

Throw the ball up and make a 360 degree turn. let it bounce before you catch it. Change direction. Can you do a 720 degree turn?

<p>the voice record feature in Seesaw or write in your book.</p>	<p><i>Little Pigs</i> video from last week. Remember that the wolf was trying to persuade us to agree with his point of view.</p> <p>Using the same template, write about situations where you might need to persuade others, e.g. persuading a friend to play a certain game, persuading a parent to cook a particular meal, persuading a teacher to do a special activity.</p> <p>Remember to re-read your writing and check for:</p> <ul style="list-style-type: none"> <input type="checkbox"/> C - Capital letters <input type="checkbox"/> U - Understanding, Does it make sense? <input type="checkbox"/> P - Punctuation <input type="checkbox"/> S - Spelling/ Spaces <p>Take a picture of your work and upload it to Seesaw.</p>		<p>Maths Activity 2: How many ways can you make 20c? How many different ways can you make 50c? How many different ways can you make \$1? How many different ways can you make \$2? Draw each combination and upload a photo of your work to Seesaw.</p> <p>Something harder: How many ways could you make \$25? Draw each combination and upload a photo of your work to Seesaw.</p> <p><u>Mathletics online task</u> Complete the <i>assigned</i> Mathletics activity https://www.mathletics.com/au/</p>	<p><u>Skill 3</u> Throw the ball under one leg and then up towards your hands to catch it -change legs regularly.</p> <p><u>Skill 4</u> Throw the ball up in the air and clap once before you catch it. How many times can you clap before you catch?</p> <p><u>Skills 5-7</u> Are all based on the number 7. Starting at 7 and working down to 1, complete each throwing and catching activity in order without dropping the ball. if you make a mistake you must start back at 7 again.</p>
--	--	--	---	--

Refer to the RFF challenge grid for:

- PDHPE
- Music

Optional 'Can do' Activities

<p><u>Reading</u> Remember to do some free choice reading every day.</p> <p>You may find a story on Epic https://www.getepic.com/app/</p> <p>Log into Reading Eggs/Eggspress and complete a lesson from your map.</p>	<p><u>Spelling/Grammar</u> Play grapheme trek on Soundwaves.</p> <p>https://bit.ly/3AXIB1z Password: make366</p>	<p><u>Maths:</u> <i>Create a coin</i> If you had your own coin, what would it look like? Create your own coin, using the worksheet provided and write about why the symbols you chose are important to you.</p>	<p>PDHPE Spike Ball Family Fun You can play this game by yourself or with a partner.</p> <p>How to play: <i>It's very similar to handball.</i> You need a ball and a designated goal or area. (Your goal could be a hula hoop, mini trampoline, circle drawn with chalk etc.)</p> <p>The aim of the game is to keep the ball moving using any part of your body. To get a point you must bounce the ball in the goal and keep playing until the ball no longer moves. Count your points. <i>Watch this video for more information:</i> https://drive.google.com/file/d/1sCGtPCIWAKbrecwrO1_2oPdtxnbnZNZ_/view?usp=sharing</p> <p><u>Extra activities</u></p> <ul style="list-style-type: none"> - Brain break activities
<p>Finished your work and not sure what to do now? Click here to access a list of ideas https://drive.google.com/file/d/1NhanxUgLZ5Alv0S8gKKPDyh5RhHqUVsq/view?usp=sharing</p>			

Name: _____

LI: To understand that planning is an important part of writing a persuasive text.



S.C. Can I...

Self-Assessment ✓

- Can I list ways that we use planning in our lives?
- Can I write about situations where we might need to persuade others?
- Can I edit my work using CUPS?

Brainstorming and Planning

List 3 ways that we use planning our lives, e.g. trips to Queensland, building a playhouse, designing a website, etc.



1. _____
2. _____
3. _____

Think about situations where you might need to persuade others, e.g. persuading a friend to play a certain game, persuading a parent to cook a particular meal or persuading a teacher to do a special activity. Write as many situations as you can think of on the lines below.

Name: _____

Persuasive Writing

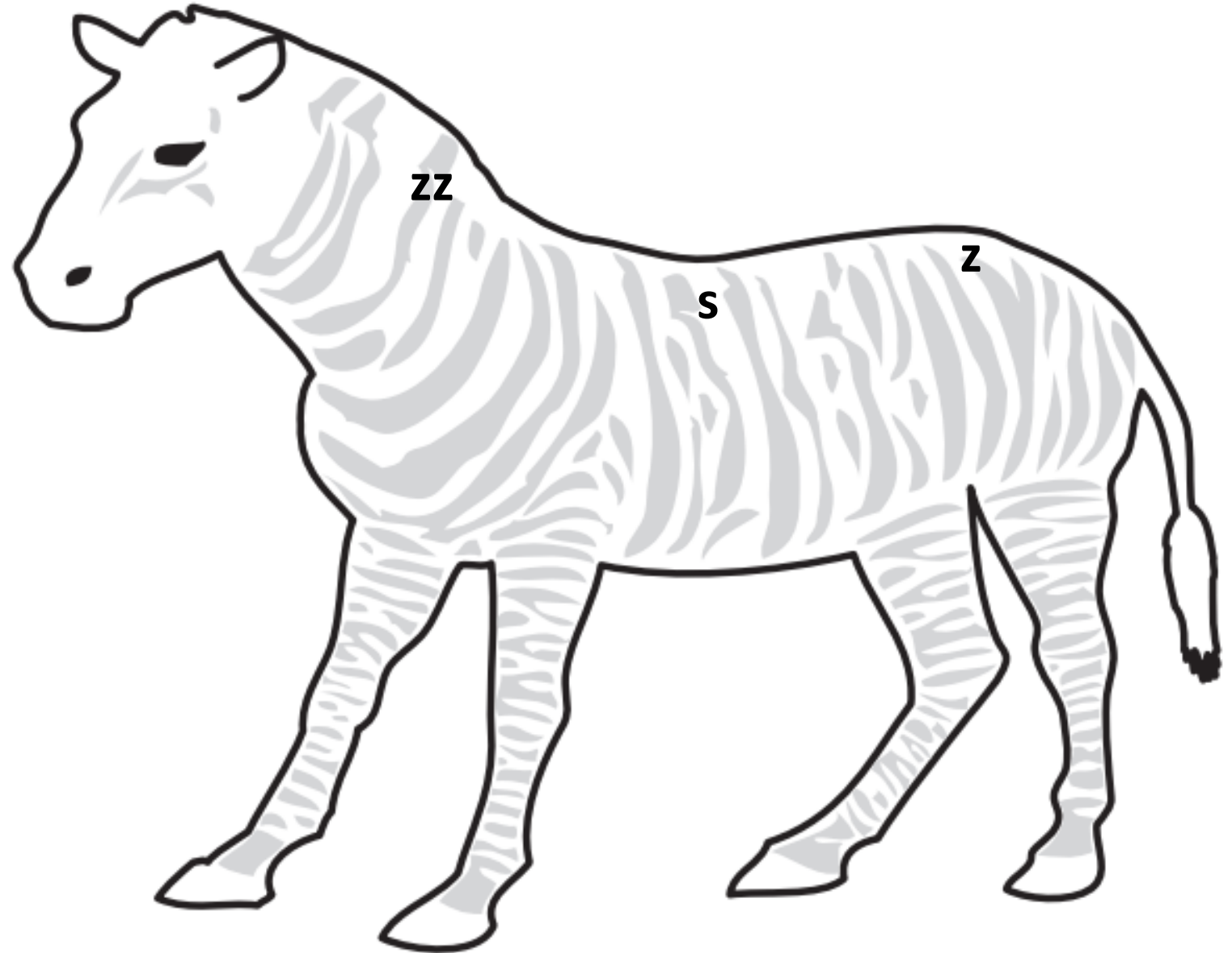
Monday Week 2 Term 4



z zz s se

 zebra  bears

 puzzle  cheese



This week we are exploring the 'z' sound.

How many words can you think of which contain this sound?

Brainstorm words which use the letters

z, zz and s

to represent this sound.

MATCH THE MISSING COINS

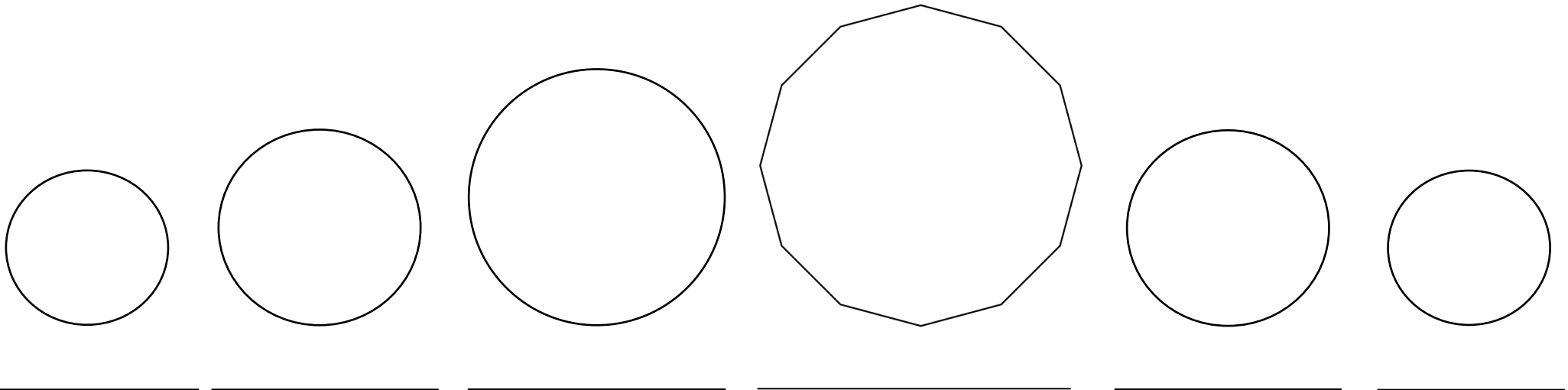
Below are the shapes of Australia's six coins - but they are missing their pictures and values!


STEP 1: Cut out the pictures and paste them on the correct coin.

STEP 2: In the white box, write the correct value of each coin.

STEP 3: In the lines underneath the coins, write their value. For example: "two dollars".

STEP 4: Finally, colour code your coins! Colour the silver coins grey, and the gold coins yellow.






CREATE-A-COIN!


If you had your own coin, what would it look like?

Create your own coin and write about why the symbols you chose are important to you.


Heads



Tails



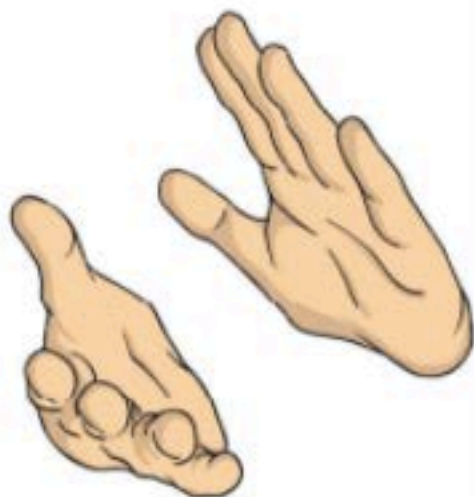
My coin _____



4

Throw the ball up in the air, clap once and catch it.

Complete 4 times.



3

Throw the ball under one leg, up in the air and catch it.

Complete 3 times.



2

Throw the ball up in the air, do a 360° turn, let the ball bounce once and catch it.

Complete twice.



1

Throw the ball up in the air, do a 360° turn and catch it, without a bounce.

Complete once.



Sevens Ball Game

You will need a ball.

Practise your throwing and catching skills with this Sevens Ball Game challenge. Starting at 7 and working down to 1, complete each throwing and catching activity in order without dropping the ball. If you make a mistake, you must start back at number 7 again.



7

Throw the ball up in the air, let it bounce once and catch it.

Complete 7 times.



6

Throw the ball up in the air and catch it, without a bounce.

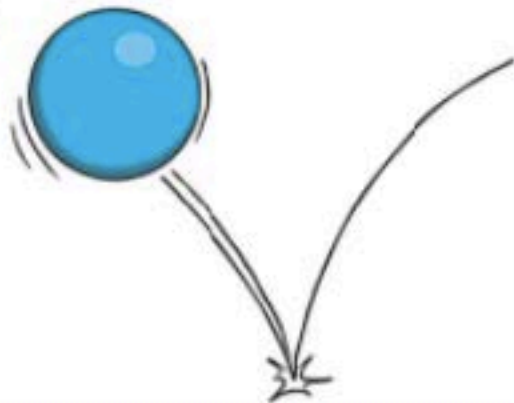
Complete 6 times.



5

Bounce the ball on the ground five times and catch it.

Complete 5 times.



Tuesday

Daily Check in

- Open Seesaw Class to read your Daily Message from your teacher
- Check in with your teacher by completing the Daily Check In google form. This will show your attendance for the day.
- Optional Zoom Lesson at 10.30am. The link to the lesson will be posted to seesaw. [Explicit teaching focus of zoom - Mathematics](#)



English

Reading

Select the same reader from yesterday from your PM Reader App or a book you have at home.

Read the story aloud. Remember to use different voices for each character.

Record, using the voice record feature in Seesaw, or write what happened in the beginning, middle and end of the story.

Writing

Brainstorming and Planning

When you are writing a persuasive text, you need an idea or topic to write about.

Have a look at the example 'Books are better than Movies' in the pdf slides.

Our topic is 'Inside play vs outside play'.

Use the template to:

1. Brainstorm all the ideas you can think of FOR and AGAINST the topic.
2. When you have finished brainstorming, look at your ideas and think about which side you want to argue.

Keep this writing brainstorm for tomorrow's activity.

Take a picture of your work and upload it to Seesaw.

Spelling/Grammar

Soundwaves unit 30

Read a book and add 'z' words to your list from yesterday.



Handwriting

Complete the handwriting pages for 'Ee' using the template. Remember to use a sharp pencil!

Maths: Money

Warm up:

Watch the Counting Australian Coins video: <https://safesha.re/2pq0>

Find 6 x 5c coins, 5 x 10c coins, 4 x 20c coins and 2 x 50c coins. Make \$1.00 as many different ways as you can, using the coins. Draw all the ways in your workbook

Maths Activity 1: Select 5-10 items from a shopping catalogue.

(You can use an online catalogue and draw the item and its price tag.)

1. Cut out or draw the items.
2. Put them in order from the smallest to largest amount.
3. Write or draw what notes and coins you would need to use to pay for at least 3 items. Take a photo and upload it to Seesaw

Maths Activity 2: How much money is in the jar worksheet

Determine the total amount of money in each jar. On the second page make each total by cutting out the coins.

Something harder: How much money is in the jar extension worksheet.

Mathletics online task

Complete the assigned Mathletics activity <https://www.mathletics.com/au/>

Refer to the RFF challenge grid for:

- PDHPE
- Library

Optional 'Can do' Activities

<p><u>Reading</u> Remember to do some free choice reading every day.</p> <p>You may find a story on Epic https://www.getepic.com/app/</p> <p>Log into Reading Eggs/Eggspress and complete a lesson from your map.</p>	<p><u>Spelling/ Grammar</u> Play the <i>word matching</i> game on Soundwaves. https://bit.ly/3AXIB1z</p> <p>Password: make366</p>	<p>Science & Technology <u>Forces and Energy</u></p> <p>Investigation Use your toy car launcher you made last week and investigate what happens when we change the strength of a force. Record your results for each level of force.</p> <p>Complete the worksheets in your workbook to show what you have discovered.</p> <p>*Keep the launcher for next week's lesson.</p>	<p><u>Maths: Ordering coins and notes worksheet</u></p>	<p><u>Extra activities</u></p> <ul style="list-style-type: none">● Brain break activities
--	---	---	---	---

Finished your work and not sure what to do now? Click here to access a list of ideas

<https://drive.google.com/file/d/1NhanxUgLZ5Alv0S8qKKPDyh5RhHqUVsq/view?usp=sharing>

Name: _____

LI: To understand that planning is an important part of writing a persuasive text.



S.C. Can I...

Self-Assessment ✓

- Can I list ideas that are for and against my topic?



Inside Play vs Outside Play



1. Brainstorm all the ideas you can think of FOR and AGAINST the topic.
2. Look at your ideas and think about which side you want to argue.

For	Against

Trace, then copy.

To form an 'e', start in the middle, and go out, up, out and around.

e e e e e e e e e e e

E E E E E E E E E E

Ee Ee Ee Ee Ee Ee

Each bee tries not


to sneeze in the sweet

honey. Every Easter

Evie eats everyone's

excellent eggs.

Special




Vege Chips Multi 12 Pack 250g

\$7.00 \$2.80 / 100G
Was \$8.80

Add to cart

[Save to list](#)

Buy more save more



Primo Hungarian Salami 80g

2 for \$5.50 \$34.38/1KG

\$3.25 \$40.63 / 1KG

Add to cart

[Save to list](#)

Special



Western Star Original Butter Block 500g

\$6.00 \$1.20 / 100G
Was \$6.50

Add to cart

[Save to list](#)

1/2 Price




Golden Crumpets Round Wholemeal 6 Pack

\$1.85 \$0.31 / 1EA
Was \$3.70

Add to cart

[Save to list](#)

Special



Ingham's Oven Roasted Turkey Breast Sliced From The Deli Per Kg

\$26.00 \$26.00 / 1KG
Was \$28.00

Add to cart

[Save to list](#)

Special




Devondale Butter 500g

\$5.00 \$1.00 / 100G
Was \$6.50

Add to cart

[Save to list](#)

Special




Tablelands Buttery Spread 1kg

\$4.30 \$0.43 / 100G
Was \$4.60

Add to cart

[Save to list](#)

Special



Ingham's Oven Roasted Turkey Breast Shaved From The Deli Per Kg

\$26.00 \$26.00 / 1KG
Was \$28.00

Add to cart

[Save to list](#)

SAVE \$1.00

Special



Barkers Passionfruit Curd 400g

\$4.00 \$1.00 / 100G
Was \$5.00

Add to cart

[Save to list](#)

SAVE \$0.90

Special



Capilano Honey Yellow Box 340g

\$6.00 \$1.76 / 100G
Was \$6.90

Add to cart

[Save to list](#)

SAVE \$1.50

Special



Appelachia Organic Apple Cider Vinegar Raspberry & Lime 330ml

\$2.50 \$7.58 / 1L
Was \$4.00

Add to cart

[Save to list](#)

SAVE \$0.70

Special



Vaalia Kids Probiotic Yoghurt Immunity Boost Strawberry 100ml


\$1.00 \$1.00 / 100ML
Was \$1.70

Add to cart

[Save to list](#)

SAVE \$1.00

Special



Primo Chicken Dippers Sweet Chilli 85g


\$3.00 \$35.29 / 1KG
Was \$4.00

Add to cart

[Save to list](#)

SAVE \$1.00

Special



Primo Chicken Dippers Bbq Sauce 85g


\$3.00 \$35.29 / 1KG
Was \$4.00

Add to cart

[Save to list](#)

SAVE \$4.00

Special



Lo Bros Organic Kombucha Cola 4 Pack


\$8.00 \$6.06 / 1L
Was \$12.00

Add to cart

[Save to list](#)

SAVE \$1.50

Special



Remedy Kombucha Mango Passion 330ml


\$2.50 \$7.58 / 1L
Was \$4.00

Add to cart

[Save to list](#)

SAVE \$4.00

Special



Lo Bros Kombucha Ginger Beer 4 Pack

\$8.00 \$6.06 / 1L
Was \$12.00

SAVE \$0.70

Special



Mildura Tropical Drink 2l

\$3.30 \$1.65 / 1L
Was \$4.00

SAVE \$0.50

Special




Youjuice Getcha Greens 350ml

\$3.50 \$10.00 / 1L
Was \$4.00

SAVE \$0.85


Special



Yogo Chocolate With Choc Chip Dessert 150g

\$2.00 \$1.33 / 100G
Was \$2.85


Temporarily unavailable



Yogo Choc Flavoured Custard Pouch 120g

SAVE \$0.30

Special



Yogo Strawberry Flavoured Custard Pouch 120g

\$1.50 \$1.25 / 100G
Was \$1.80

SAVE \$0.30

Special




Yogo Vanilla Flavoured Custard Pouch 120g

\$1.50 \$1.25 / 100G
Was \$1.80

SAVE \$0.85

Special



Yogo Chocolate With Mini M&M's Dessert 150g

\$2.00 \$1.33 / 100G
Was \$2.85

Buy more save more



Yoplait Petit Miam Kids Yoghurt Pouch Banana 70g

5 for \$4.50 \$1.29/100G

\$100 \$1.43 / 100G

Add to cart 

Save to list 

Special



Weight Watchers Macadamia & Cranberry Bars 4 Pack


\$400 \$2.94 / 100G

Was \$4.50

Add to cart 

Save to list 


Special




Vegemite Cheesy Bite Spread 270g


\$400 \$1.48 / 100G

Was \$5.15

Add to cart 

Save to list 

1/2 Price



Uncle Tobys Roll-ups Rainbow Berry 6 Pack


\$200 \$2.13 / 100G

Was \$4.00

Add to cart 

Save to list 


1/2 Price




Uncle Tobys Roll-ups Rainbow Fruit Salad 6 Pack


\$200 \$2.13 / 100G

Was \$4.00

Add to cart 

Save to list 


1/2 Price




Nature Valley Nut Butter Peanut 152g


\$265 \$1.74 / 100G

Was \$5.30

Add to cart 

Save to list 


Buy more save more




Lurpak Garlic Danish Butter 125g


2 for \$5.00 \$2.00/100G

\$350 \$2.80 / 100G

Add to cart 

Save to list 


Special




Lurpak Lighter Blend Spreadable Butter 250g

\$400 \$1.60 / 100G

Was \$5.00

Add to cart 

Save to list 

Buy more save more



Primo Hungarian Salami Hot 80g

2 for \$5.50 \$34.38/1KG

\$325 \$40.63 / 1KG

Add to cart 

Save to list 

SAVE \$0.50

Special



Western Star Original Butter Block 500g

\$600 \$1.20 / 100G

Was \$6.50

Add to cart 

Save to list 

SAVE \$1.85

1/2 Price



Golden Crumpets Round Wholemeal 6 Pack

\$185 \$0.31 / 1EA

Was \$3.70

Add to cart 

Save to list 

SAVE \$2.00

Special



Ingham's Oven Roasted Turkey Breast Sliced From The Deli Per Kg

\$2600 \$26.00 / 1KG


Was \$28.00

Add to cart 

Save to list 

SAVE \$1.50


Special




Devondale Butter 500g

\$500 \$1.00 / 100G

Was \$6.50

Add to cart 

Save to list 

SAVE \$0.30


Special




Tablelands Buttery Spread 1kg

\$430 \$0.43 / 100G

Was \$4.60

Add to cart 

Save to list 

SAVE \$2.00

Special



Ingham's Oven Roasted Turkey Breast Shaved From The Deli Per Kg

\$2600 \$26.00 / 1KG


Was \$28.00

Add to cart 

Save to list 

SAVE \$1.00


Special




Barkers Passionfruit Curd 400g

\$400 \$1.00 / 100G

Was \$5.00

Add to cart 

Save to list 

SAVE \$0.90

Special



Capilano Honey Yellow Box 340g

\$600 \$1.76 / 100G

Was \$6.90

SAVE \$1.00

Special




D'orsogna Tasty Sticks Mild 200g

\$550 \$27.50 / 1KG

Was \$6.50

Temporarily unavailable



Moir Mac's Roasted Shredded Chicken Breast Per Kg

SAVE \$0.90

Special



Capilano Dark & Bold Honey Upside Down 340g

\$600 \$1.76 / 100G

Was \$6.90

SAVE \$1.20

Special




Bega Cashew Spread Smooth 325g

\$450 \$1.38 / 100G

Was \$5.70

Buy more save more




Yoplait Petit Miam Kids Yoghurt Pouch Vanilla 70g

5 for \$4.50 \$1.29/100G

\$100 \$1.43 / 100G

SAVE \$1.90

Special



Lawson's Wholemeal Traditional Bread 750g

\$390 \$0.52 / 100G

Was \$5.80

SAVE \$8.50

Special



D'orsogna Premium Ham Off The Bone Sliced From The Deli Per Kg

\$2300 \$23.00 / 1KG

Was \$31.50

How Much Money is in the Jar?



How Much Money is in the Jar?

Make the following totals in the money jars by cutting out the coins on the next page.



15c



60c



75c



25c




80c



30c



How Much Money is in the Jar?



How Much Money is in the Jar?

Make the following totals in the money jars by cutting out the coins on the next page.



\$1.00



\$1.50



\$2.40




\$2.10



\$1.85



\$1.10





My Twin

Based on *The Unwilling Twin* by Freya Blackwood



If you could have an animal as your twin, what would it be? Draw yourself with your "twin" in a favourite place. Name your twin.

A large rectangular frame with a dotted border, intended for drawing. The frame is empty, providing space for the student to draw themselves and their animal twin in a favourite place.

My name is:

The name of my twin is:

Ordering Coins and Notes

Cut and paste the coins and notes below and arrange them from smallest value to largest value in the boxes.

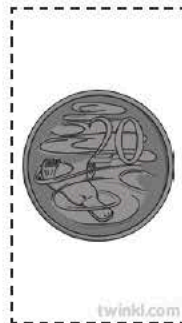
--	--	--	--	--	--	--	--	--	--	--

Smallest value

Largest value



visit [twinkl.com](https://www.twinkl.com)



twinkl.com

twinkl.com

twinkl.com

twinkl.com

twinkl.com

twinkl.com

twinkl.com

twinkl.com

twinkl.com

twinkl.com

twinkl.com



Investigation

3

You are going to investigate what happens when we change the strength of a force.

Equipment needed:

- 1 toy car
- 1 car launcher

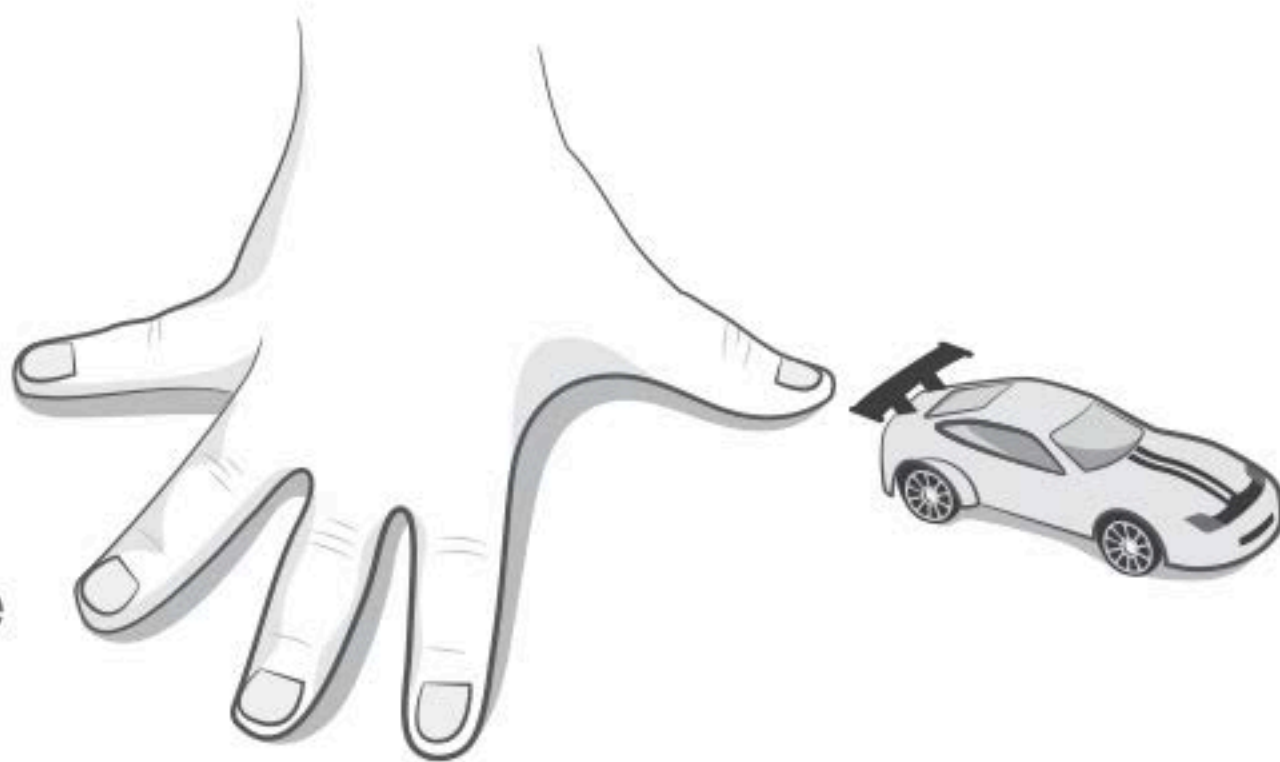


Aim: To find out what happens to a toy car when a force is made stronger.

Predict: When the force is made stronger, I think the car will

**Observe:**

1. Put your car in the toy car launcher.
2. Pull it back to level 1.
3. Let the car go.
4. Use hand spans to measure how far it went.
5. Record your results.
6. Repeat steps 2–5 for level 2 and 3.



Force	Distance travelled	
Level 1	Number of hand spans	
Level 2	Number of hand spans	
Level 3	Number of hand spans	

**Explain:**

What did you see?



What do you think?



What do you wonder?

Was your prediction correct?

Wednesday

Daily Check in

- Open Seesaw Class to read your Daily Message from your teacher
- Check in with your teacher by completing the Daily Check In google form. This will show your attendance for the day.
- Optional Zoom Lesson at 10.30am. The link to the lesson will be posted to seesaw. [Explicit teaching focus of zoom - RFF Subjects.](#)



English

Reading

Select a new reader from your PM Reader App or a book you have at home. Read the story aloud.

What questions would you like to ask the author? Record, using the voice record feature in Seesaw, or write down 5 questions you have for the author after reading the story.

Log into Reading Eggs/Eggspress and complete a lesson from your map.

Writing

Brainstorming and Planning

Using yesterday's brainstorm:

1. Select your 3 main ideas.
Select the 3 strongest ideas by choosing the ones that seem the most convincing or important.
2. Can you join any ideas together?
3. What ideas should be deleted as they are not strong/convincing?

Use the template to write your 3 best and strongest ideas in full sentences.

Remember to re-read your writing and check for:

- C** - Capital letters
- U** - Understanding, Does it make sense?
- P** - Punctuation
- S** - Spelling/Spaces

Take a picture of your work and upload it to Seesaw.

Spelling/ Grammar

Soundwaves unit 30

Complete the Soundwaves activity 'page 1.'

Maths: Money

Warm Up: Watch *The Australian Mint*.

You will need your DET login to view this clickview video.

<https://online.clickview.com.au/libraries/videos/32787255/gadgets-and-gizmos-the-australian-mint>

Worded money problems

1. At the shops I bought an apple for 20c and a banana for 30c, how much do I have to pay?
2. Stamps cost 40c each, how much would 2 stamps cost?
3. A pen costs \$2.00, how much would 5 pens cost?
4. Lollipops cost 5c each, how much for 10?
5. Tina finds two 50c coins in her piggy bank. How much does she have?
6. Doug buys 2 apples(35c) at the school fruit shop and gives one to his friend. How much does he spend?

Maths Activity: Create a fake shop

Decide which items from home you will sell and create 50c, 20c, \$1.00, \$2.00 and \$1.50 price tags. Label your items and sell your products to a few family members or toys. Each shopper has a budget of \$2.00.

- Calculate the total amount spent?
- Do your customers have the right amount of money?
- Give your customer change.
- Take a photo of your shop and upload it to Seesaw.

Something harder:

What change would your customer need if they paid using \$5?

Mathletics online task

Complete the *assigned* Mathletics activity <https://www.mathletics.com/au/>

Refer to the RFF challenge grid for:

- PDHPE

Optional 'Can do' Activities

Reading

Remember to do some free choice reading every day.

You may find a story on Epic

<https://www.getepic.com/app/>

Log into Reading Eggs/Eggspress and complete a lesson from your map.

Spelling/

Grammar

Play *unjumbler* on Soundwaves

<https://bit.ly/3AXIB1z>

Password: **make366**

Extra activities

- Brain break activities

Maths:

Money

Matching

Worksheet

Draw a line to match the notes and coins on the left to the amount on the right.

Geography

People's Connections to Places - People Visit Places

The place that children go to most frequently is school. Learn about the challenges students face in other parts of the world. What challenges do *you* face in getting to school right now?

Answer the questions verbally as you work through the activities. Click on the interactive PDF to view the video and resources.

Complete the templates as you work through the lesson. Use Google Earth to locate school *and* your home.

Use the class code to access the lesson using the link or QR code:

<http://ing.co/class/243e>

Class code: **9776**



Finished your work and not sure what to do now? Click here to access a list of ideas

<https://drive.google.com/file/d/1NhanxUgLZ5Alv0S8qKKPDyh5RhHqUVsq/view?usp=sharing>

Name: _____

LI: To understand that planning is an important part of writing a persuasive text.



S.C. Can I...

Self-Assessment ✓

• Can I list ideas that are for and against my topic?

• Can I identify strong and convincing ideas?

• Can I write in full sentences?

• Can I edit my work using CUPS?

Brainstorming and Planning

Using yesterday's brainstorm:

1. Select your 3 main ideas. Select the 3 strongest ideas by choosing the ones that seem the most convincing or important.
2. Can you join any ideas together?
3. What ideas should be deleted as they are not strong/convincing?



Idea 1:

Idea 2:

Name: _____

Persuasive Writing

Wednesday Week 2 Term 4

Idea 3:



z zz s

zebra

puzzle

bears

List Words

is	zoo	zoom	fizz
his	zip	quiz	buzz
as	zero	prize	buzzing
was	does	zebra	puzzle

Letters

Words

- 1 **Underline** the letter or letters for in each List Word. If any of these are not in the sound box, write them with a word example in the box above.
- 2 **Colour** the picture if you hear in the picture name. **Write** a stroke below the picture for each sound in the picture name, like this: zip (z) (i) (p) ///




↓
0 1 2 3



- 3 Write **z**, **zz**, **s** or **Z** to finish the words. Read the poem. Draw the picture.

___oe i___ a ___ebra,
Striped black and white.

___oe play___ with pu___le___,
And a bu___ing kite.



Money Matching

Draw a line to match the notes and coins on the left to the amount on the right.



\$7.10



\$26.30



\$15.50



\$8.40



\$62.05



\$12.50



\$52.10



\$14.15



\$3.95



\$3.80



7 Draw a map showing the places you have visited during the last week.

Mark the places with a symbol. Write in some street names and landmarks.

A large, empty rectangular box with rounded corners, intended for the student to draw a map of places visited during the last week. The box is currently blank.





9

When people move house they usually move less than 10 kilometres away from their old home.

Why do you think most people stay living close to where they grew up?

Write your reasons in the boxes around the maze.



Thursday

Daily Check in

- Open Seesaw Class to read your Daily Message from your teacher
- Check in with your teacher by completing the Daily Check In google form. This will show your attendance for the day.
- Optional Zoom Lesson at 10.30am. The link to the lesson will be posted to seesaw. [Explicit teaching focus of zoom - Writing.](#)



English Reading

Choose a **non fiction book** to read from the PM reader app, Epic or a book you have at home.

Write down 3 interesting facts you have learnt in your work book.

Spelling/ Grammar

Soundwaves unit 30
Complete the Soundwaves activity 'page 2.'

Writing

Creative Writing

Would you rather have a **magic carpet that flies** or a **see-through submarine**? Using the template, write about which one you would choose and why it is the better choice. Describe what your choice looks like.

Remember to re-read your writing and check for:

- C** - Capital letters
- U** - Understanding, Does it make sense?
- P** - Punctuation
- S** - Spelling/Spaces

Take a picture of your work and upload it to Seesaw.

Maths - 3D Objects

Warm Up: <https://safesha.re/2pg1>

Counting: Start at 3 and count by 5s, e.g. 3, 8, 13. What pattern do you notice?
Count by 5s from a different starting number.
Count backwards by 5s from 100.

Money

What coins can you use to pay 55c exactly?
What are 2 ways you can pay 55c exactly using 5 coins or less?
What are 2 ways you can pay 65c using 5 coins or less?

Optional: Something Harder:

What are all the ways you can pay 55c exactly using 5 or fewer coins?
What are all the ways you can pay 65c using 5 or fewer coins?

Maths Activity:

1. Complete the worksheet: 3D Objects - What are their parts?
2. Go on a shape hunt around your house. Look for cubes, rectangular prisms, spheres and cylinders. If you are lucky you might find a pyramid or a hexagonal prism. Photograph 10 x 3D objects you find and label them. Label or highlight some edges, vertices (corners), faces or curved surfaces on Seesaw.

Optional: Something Harder

Watch this video and have a go at drawing 3D objects: <https://safesha.re/2pg3>

Mathletics online task

Complete the *assigned* Mathletics activity
<https://www.mathletics.com/au/>

Refer to the RFF challenge grid for:

- PDHPE
- Library

Optional 'Can do' Activities

Reading

Remember to do some free choice reading every day.

You may find a story on Epic
<https://www.getepic.com/app/>

Log into Reading Eggs/Eggspress and complete a lesson from your map.

Spelling/Grammar

Use the segmenting tool to segment words into sounds on Soundwaves.
<https://bit.ly/3AXIB1z>


Password: **make366**

Extra activities

Brain break activities

Maths

Use construction toys of your choice to make 3D objects. If you don't have construction toys you could use cotton swabs and/or toothpicks and blue tack. Make as many 3D objects as you can. Take a photo and label them. Upload to Seesaw for your teacher.



PD/H

Mindfulness Focus: Positive relationships

Listening is an important skill in positive relationships. It is important to take turns speaking when you are having a conversation.

- Have a conversation with a parent, carer or sibling and see which of your five senses you use.
- Try to listen to the other person without interrupting.

How do you feel when someone really listens to you and understands your point of view?

Record your answer and post it to your teacher on Seesaw.

Optional - Sign up for smiling mind website.
<https://www.smilingmind.com.au/>

Extra activities

Brain break activities

Finished your work and not sure what to do now? Click here to access a list of ideas

<https://drive.google.com/file/d/1NhanxUgLZ5A1v0S8qKKPDyh5RhHqUVsq/view?usp=sharing>

Name: _____

Would you rather have a *magic carpet that flies* or a *see-through submarine*?
Write about which one you would choose and why it is the better choice.
Describe what your choice looks like.

Draw your picture.

Can I include?

- 4+ sentences
- Capital letters
- Full stops
- Finger spaces

- Adjectives
- Similes
- Have I used 'because'?
- Does it make sense?

- 4 Write List Words to rhyme with these words.
Colour the letters for  in each word.



has you room his

cries hero buzz is

- 5 Count the sounds in the words. Write the letter or letters for each sound in a separate box. The first one is done for you.

zoom	z	oo	m	
was				
quiz				
zero				
does				






s si





treasure



television

What sound do you hear after  in ?
Say this sound every time you see .



- 6 Colour the picture if you hear  in the picture name.
Colour the letters for  in the words for these pictures.



treasure



measure



present



noise



television

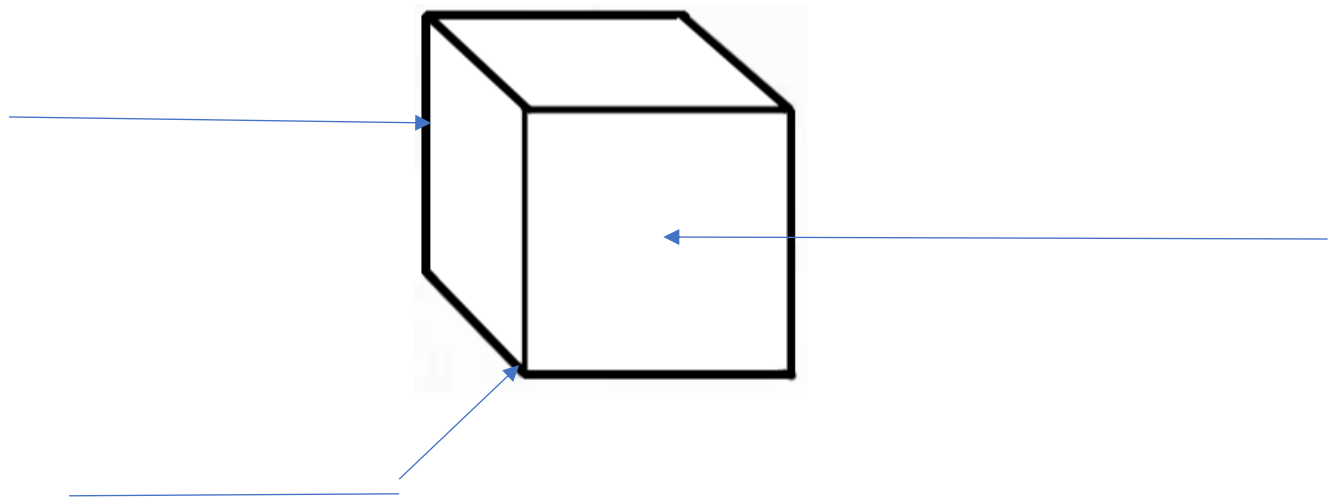
3D Objects – What are their parts?

1. Write the names of 3 3D objects that have edges and vertices (corners).

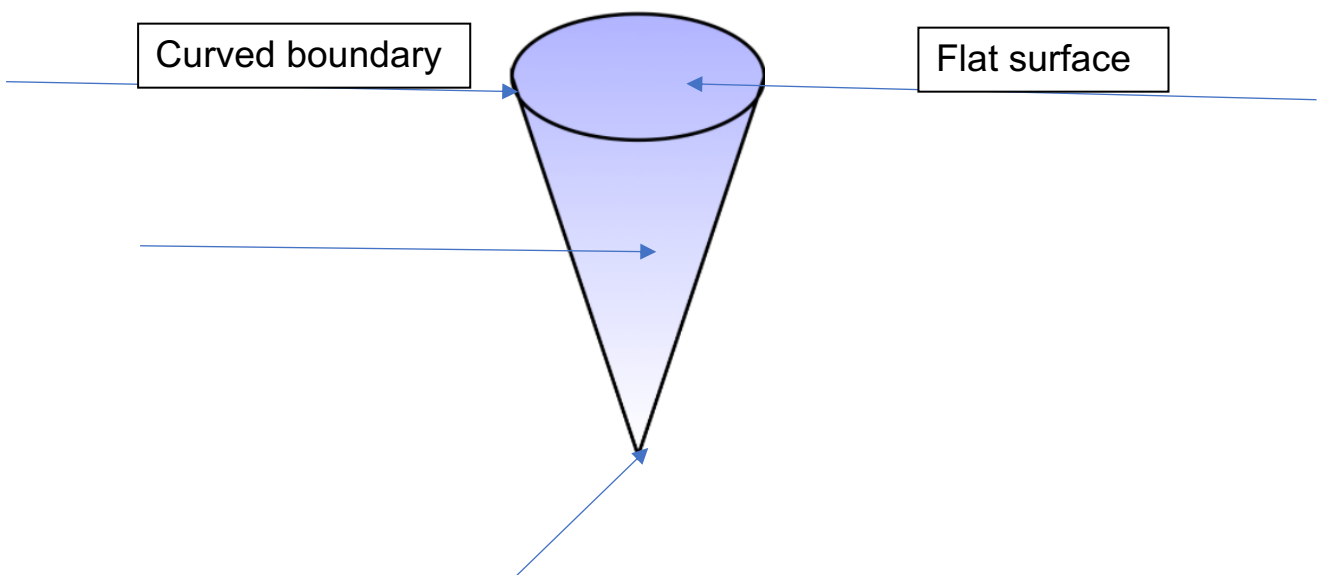
2. Write the names of 2 3D objects that have a curved surface.

3. Label the parts of these 3D objects and write their names.

This shape is called a _____.



This shape is called a _____.



Week 2 Thurs
Library activity

Fleas Galore!

Based on *Seven Seas of Fleas* by Dave Petzold

Let's create the most amazing fleas using your own fingerprints! First you need to create a picture of a shaggy dog, just like in the book! You can use the template below or create your own by watching this YouTube clip to help you draw a shaggy dog <https://www.youtube.com/watch?v=MC0mM0SFwwo> You may like to add texture to your shaggy dog by gluing wool, cotton wool or anything 'shaggy' to your picture.

Use an ink pad or use colour Texta on your finger to stamp fingerprints around your shaggy dog to create the bodies of the fleas. Once the ink is dry, begin to design the most amazing fleas! Will they have multiple legs, one eye or ten eyes, different coloured heads, five arms? Place some black dots around your fleas to give the effect that the fleas are filthy!



Friday



Daily Check in

- Open Seesaw Class to read your Daily Message from your teacher
- Check in with your teacher by completing the Daily Check In google form. This will show your attendance for the day.
- Optional Zoom Lesson at 10.30am. The link to the lesson will be posted to seesaw. [Explicit teaching focus of zoom - Mathematics](#)

English

Reading

Read a book from the PM Reader App or a book you have at home.

Describe the main character's appearance and personality in the story.

You can record your response by using the voice record feature in Seesaw or write it down in your work book.

Writing

Creative Writing

Raining diamonds! Use the **picture prompt and template** to write an imaginative story.

Record yourself reading this aloud and upload a video to Seesaw.

Remember to re-read your writing and check for:

- C** - Capital letters
- U** - Understanding, Does it make sense?
- P** - Punctuation
- S** - Spelling/Spaces

Spelling/ Grammar

Soundwaves unit 30

1. Use the list words on the Soundwaves program to play 'Apples on a tree' with someone in your family.

2. Mark your soundwaves activity pages from Wednesday and Thursday using the answers

Maths - 2D Shapes

Warm Up: <https://safesha.re/2pg8>

Counting: Start with 48 and count back by 5s. What pattern do you notice?
Count back by 5s starting with a different number. Is there a pattern?
Use a 100s chart to help you if you need to.

Money

What coins can you use to pay 70c exactly?
What are 2 ways you can pay 70c exactly using 5 or fewer coins?
What are 2 ways you can pay 80c using 5 or fewer coins?

Optional: Something Harder:

What are all the ways you can pay 70c exactly using 5 or less coins?
What are all the ways you can pay 80c using 5 or less coins?

Maths Activity:

Collect a variety of small 3D objects from around the house such as small boxes and cylinders. If you are lucky you might find a cone or a prism. You should only collect shapes that have at least one flat surface or face. You will not need any spheres for this activity.

Choose one of the 3D objects and place it in your workbook or on a blank piece of paper. Trace around the face of the object. Can you name the 2D shape that you have just drawn? It might be a circle, rectangle or square. Try to trace around all the faces of your 3D object and name the 2D shapes that you draw. Repeat this activity with 2 more 3D objects. Take a photo of your work and upload it for your teacher. Watch the video if you are unsure.

			<p><u>2D Shape Match</u> Complete the worksheet 2D Shape Match.</p> <p><u>Something Harder:</u> Follow the instructions in Origami Animal Faces to create some fun origami animals.</p> <p><u>Mathletics online task</u> Complete the <i>assigned</i> Mathletics activity https://www.mathletics.com/au/</p>
--	--	--	---

Refer to the RFF challenge grid for:

- PDHPE
- Music

Optional 'Can do' Activities

<p><u>Reading</u> Remember to do some free choice reading every day.</p> <p>You may find a story on Epic https://www.getepic.com/app/</p> <p>Log into Reading Eggs/Eggspress and complete a lesson from your map.</p> <p><u>Extra activities</u></p> <ul style="list-style-type: none"> ● Brain break activities 	<p><u>Spelling/ Grammar</u> Play the <i>word matching</i> game on Soundwaves. https://bit.ly/3AXIB1z</p> <p>Password: make366</p>	<p>Visual Art <u>Colour Wheel</u> Colour wheels show us how colours are related and even teach us how to create new colours! Did you know there are only three primary colours? They are red, blue and yellow. Primary colours cannot be made from other colours, but they can be mixed together to make new colours! The secondary colours are green, orange and violet (purple) and they can be made by mixing together the two closest primary colours on the wheel. Artists use the colours on this wheel to create all the colours of the rainbow!</p> <p>Today's art challenge is to create a colour wheel using objects you have at home. Make sure you have your colours in the correct order on the wheel!</p>
--	---	--



Drama

Speak Up!

This exercise demonstrates how important it is to project your voice. Mark three spots with a stuffed toy, bean bag, or other object about 2 metres apart; the first one is close to the speaker, the second 2 metres away (2 big steps), and the third 4 metres away (4 big steps). Look at the first object and say a short sentence of your choice. Then speak to the second object and then the third. You must increase the volume of your voice each time.

How loud would you need to speak if you were an actor on a stage so that the audience seated in the back row of the theatre can hear you?

Finished your work and not sure what to do now? Click here to access a list of ideas
<https://drive.google.com/file/d/1NhanxUg LZ5Alv0S8qKKPDyh5RhHqUVsq/view?usp=sharing>




Raining diamonds!

Write a story about what is happening in the picture.

Can I include?

- 4+ sentences
- Capital letters
- Full stops
- Finger spaces

- Adjectives
- Similes
- Have I used 'because'?
- Does it make sense?





Z ZZ S

zebra

puzzle

bears


List Words

is	zoo	zoom	fizz
his	zip	quiz	buzz
as	zero	prize	buzzing
was	does	zebra	puzzle

Letters Words

1 **Underline** the letter or letters for in each List Word. If any of these are not in the sound box, write them with a word example in the box above.

2 **Colour** the picture if you hear in the picture name. **Write** a stroke below the picture for each sound in the picture name, like this: *zip* /z/ /i/ /p/ /lll/.



3 **Write** z, zz, s or Z to finish the words. **Read** the poem. **Draw** the picture.

Zoe is a zebra,
Striped black and white.
Zoe plays with puzzles,
And a buzzing kite.



4 **Write** List Words to rhyme with these words. **Colour** the letters for in each word.

has	you	room	his
as	zoo	zoom	fizz
cries	hero	buzz	is
prize	zero	does	quiz



5 **Count** the sounds in the words. **Write** the letter or letters for each sound in a separate box. The first one is done for you.

zoom	z	oo	m	
was	w	a	s	
quiz	q	u	i	z
zero	z	e	r	o
does	d	oe	s	



s si

treasure television

What sound do you hear after in ?
Say this sound every time you see .

6 **Colour** the picture if you hear in the picture name. **Colour** the letters for in the words for these pictures.



2D Shape Match

Cover each box with the correct 2D shape.

I am a square.

I have 6 sides.

I have 4 equal sides and my opposite angles are equal.

I have opposite sides that are equal.

I am a rhombus.

I have 4 equal sides and 4 equal angles.

I am a triangle.

I have no angles.

I am a rectangle

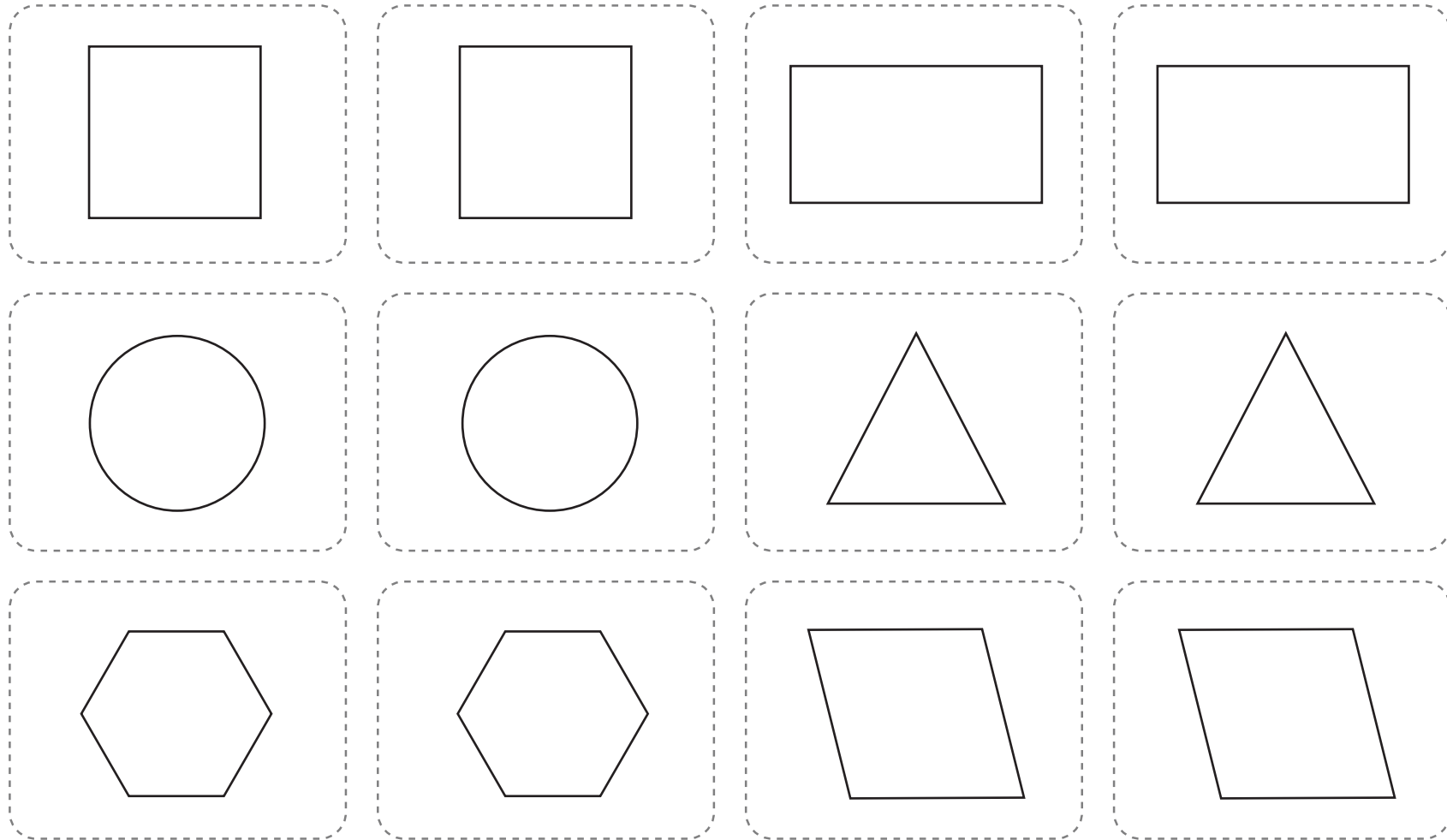
I have 3 sides.

I am a circle.

I am a hexagon.

2D Shape Match - Shapes

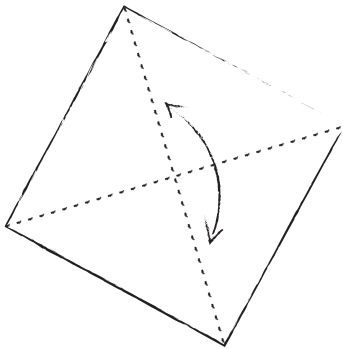
Cut out the 2D shapes to use on the shape match mat.



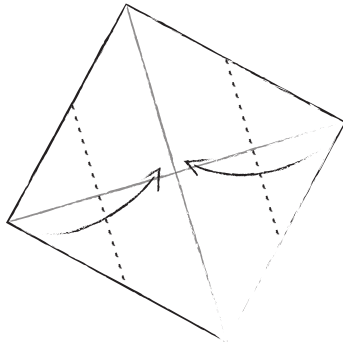
ORIGAMI

Animal Faces

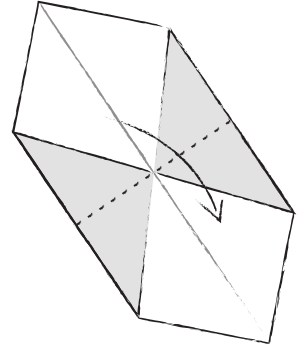
Pig



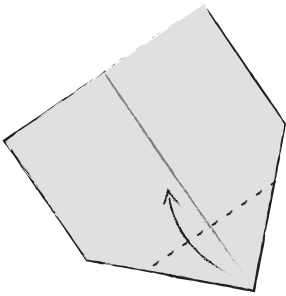
Step 1 – Fold to make creases and fold back.



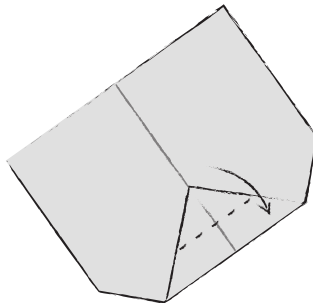
Step 2



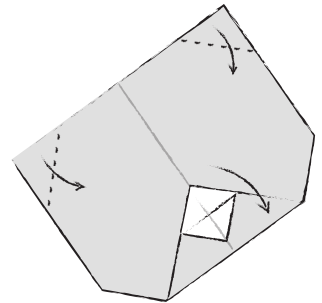
Step 3



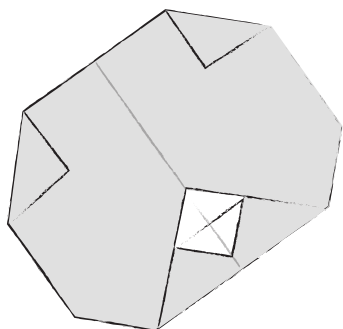
Step 4



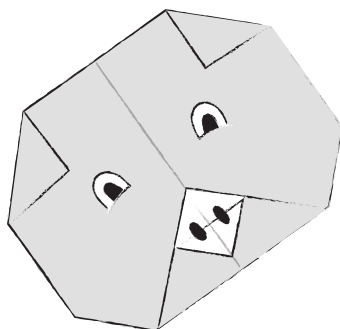
Step 5



Step 6



Step 7

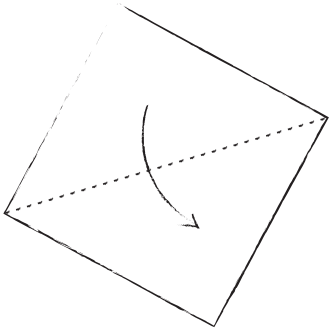


Step 8 – Add some eyes and a nose.

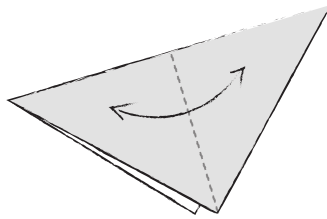
ORIGAMI

Animal Faces

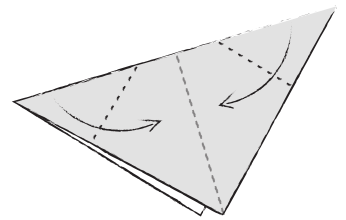
Dog



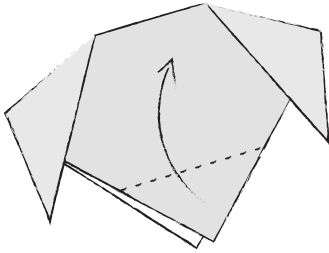
Step 1



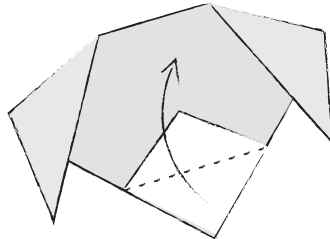
Step 2 – Fold to make a crease and fold back.




Step 3



Step 4



Step 5

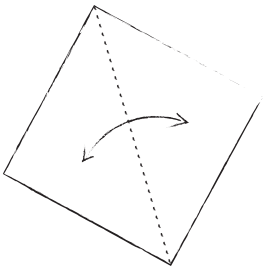


Step 6 – Add some eyes and a nose.

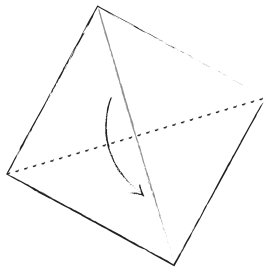
ORIGAMI

Animal Faces

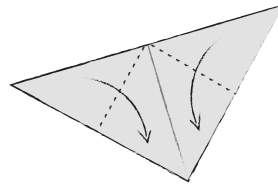
Koala



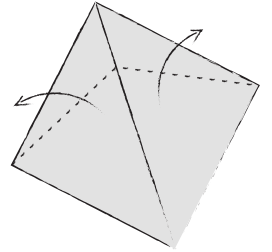
Step 1 – Fold to make a crease only.



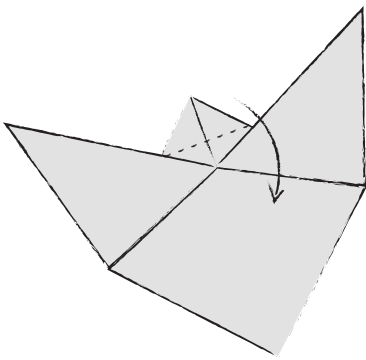
Step 2



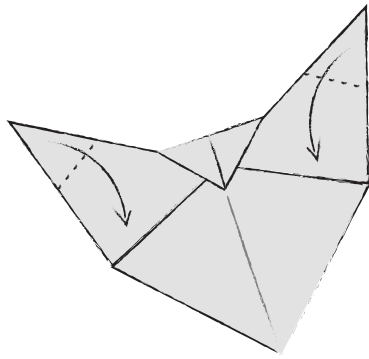
Step 3



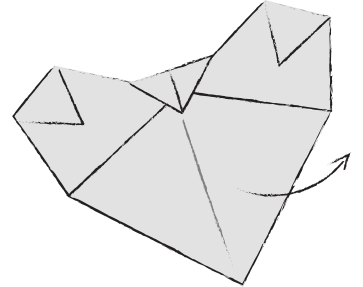
Step 4



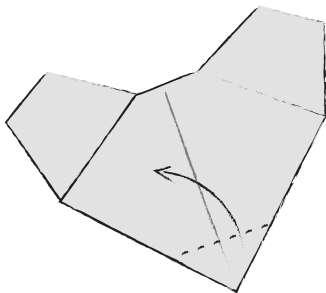
Step 5



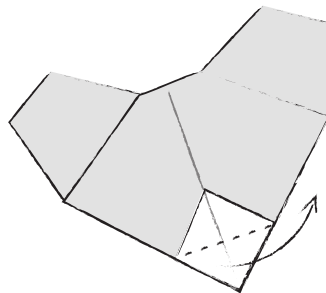
Step 6




Step 7 – Turn the koala's face over.



Step 8



Step 9



Step 10 – Add some eyes and a nose.

Optional Weekly Brain Breaks:

Some suggestions for 'Technology free' brain breaks this week


Have a reading break



Have a water break



Have a mindfulness break



Have a movement break



Have a construction break



Do a puzzle




Draw!



Have a dance break



Have a healthy snack break



Have a singing break

