

Learning from Home – Kindergarten Term 4 Week 2




means there is an activity on Seesaw for the students to complete.

RED text: means this activity is being assessed and feedback will be provided

Monday

- Open Seesaw Class to complete your Tuesday Check in independently. This is now compulsory to mark your attendance for the day.
- Please complete as much of the Learning Grid as you can. Activities that are highlighted in red below are 'MUST DO'. They can be done on Seesaw or on paper.
- See you at 10am for a Zoom Chat. This is totally optional. **The activities highlighted below will be covered during our Zoom chat.**

English		Maths	Other KLA's - RFF	
<p>Reading Today you will be learning a new reading strategy on zoom called:</p> <p>Read a picture book or a PM Reader and discuss what happens at the beginning, middle and end and try to use the reading strategy:</p> <div data-bbox="116 1018 331 1321" style="border: 1px solid red; padding: 5px; margin: 10px 0;"> <p>Look for chunks in the word.</p> <p>to-day</p> </div>	<p>Writing- On the Weekend Write a recount about what you did on the weekend.</p> <p>Your writing should be 5 or more sentences long. Don't forget to include details about:</p> <ul style="list-style-type: none"> - Where you went - Who you went with - What activities you did there <p>Remember to start each of your sentences differently and to check your work carefully using the writing checklist. Illustrate your work and send a photo of your writing to your teacher on Seesaw.</p>	<p>Word family- 'ig' Watch and listen to the video below about the 'ig' word family. Word Family -ig!</p> <p>Complete the 'ig' word family in your Sounds Scrapbook on pages 24 and 25. Draw as many 'ig' pictures as you can and write the words carefully underneath each picture.</p> <p>Sight Words How many sight words can you find in the story or your PM reader? Write these down neatly and check your spelling.</p>	<p>Whole Number Watch the more or less video Brainpop Jr Making Equal Groups Complete the More, Less and Equal Seesaw activity.</p> <p>Activity: Use items from around your house to make groups. First make 2 equal groups of items, then make one group have less/more than your original group. Represent this in your workbook, don't forget to label the groups using the words equal, more, less. Take a photo and send your work to your teacher on Seesaw. Challenge: make larger groups of items/objects.</p>	<p>PDHPE This week's challenge is the underarm throw. Please watch the clip and practice the throw with a partner or against a wall. https://safeshare.tv/x/ss61590482f22c3</p> <div data-bbox="1868 815 2024 967" style="text-align: center;">  </div> <p>Go outside and play hide and seek with your friends at school or your family members at home.</p> <p>Music The line rider - Dance of the sugar plum fairy. Let the line rider take you on a magical dance to this famous tune. https://safesha.re/2na6</p>

Finished your work and not sure what to do now? Make your way through the '**Finished your work early**' document. <https://bit.ly/3i6o1Dz>



Put the right number of horses into each box.

3

7



Which is more? Circle it.



Put the right number of seals into each box.



Which is more? Circle it.




Put the right number of flamingos into each box.

9

5



Which is more? Circle it.



3

What number did you show?

Put cherries in the box to show more than three.





9

What number did you show?

Put apples in the box to show less than nine.





Put the right number of flowers into each box.

8

7



Which is more? Circle it.



Put the right number of flowers into each box.

6

5



Which is more? Circle it.



1



Circle the number that is greater.

2



Circle the number that is less.





3



Circle the groups with equal numbers.

Tuesday

- Open Seesaw Class to complete your Tuesday Check in independently. This is now compulsory to mark your attendance for the day.
- Please complete as much of the Learning Grid as you can. Activities that are highlighted in red below are 'MUST DO'. They can be done on Seesaw or on paper.
- See you at 10am for a Zoom Chat. This is totally optional. **The activities highlighted below will be covered during our Zoom chat.**

English		Maths	Other KLA's - RFF	
<p>Reading Read a picture book or a PM Reader and discuss what happens at the beginning, middle and end. Write down all of the words that you had to chunk on paper. For example: waterfall = water-fall This week's reading strategy:</p> <div style="border: 1px solid red; padding: 5px; width: fit-content;"> <p>Look for chunks in the word</p> <p>to-day</p> </div>	<p>Writing Watch and listen to the video below called <i>The Bravest Fish Saves the Day</i> https://www.youtube.com/watch?v=KU8UmsDzGW0</p> <p>In full sentences, write:</p> <ul style="list-style-type: none"> - What happened in the beginning, middle and end of this story? - Who was your favourite character? - Why do you think Dennis should look after everyone else? <p>Use the writing checklist and illustrate your work before sending your teacher a photo on Seesaw.</p> <div style="text-align: right;">  </div>	<p>Handwriting- 'Rr' Complete the letter 'r' on pages 22 and 23 in your handwriting book. Make sure you have a sharp lead pencil and form the 'r' letters correctly. Don't forget to check that you are holding your pencil using the correct pencil grip. Colour the pictures carefully using coloured pencils.</p> <p>Sight Words Revise your M200Words by completing the assigned Magnetic Letters Seesaw activity. You can complete this on paper using coloured pencils!</p> <div style="text-align: right;">  </div>	<p>Maths</p> <p>Addition Word Problems Think about legs and how different animals have different amounts of legs (e.g person = 2 legs, dog = 4 legs). If you had 6 legs, what combination of animals might they belong to? (e.g. 3 people OR 1 person and a dog). Write the number 6 in your workbook and draw your combinations. Complete the same activity with the numbers 10, 12 and 16 legs. Remember you need to draw many different answers for each number. Upload a picture of your combinations to Seesaw.</p> <p>Extension: I have a spider, 2 beetles and 1 person in my house. How many legs are there?</p>	<p>Other KLA's - RFF</p> <p>PDHPE Go outside and jump on your trampoline, skip with a rope, shoot some baskets or kick a soccer ball in the backyard with a family member.</p> <p>Library Use the link to watch and listen to the story <i>Ribbit rabbit robot</i> by Victoria Mackinlay. https://safeshare.tv/x/WhVes0ZiF1o</p> <div style="display: flex; align-items: center;"> <div style="margin-right: 10px;">  </div>  </div> <p>Activity: If you had a magic lamp, what would you wish for? Write down your wish and draw it. You can use the activity sheet included.</p>

Finished your work and not sure what to do now? Make your way through the **'Finished your work early'** document. <https://bit.ly/3i6o1Dz>






Week 2 Tuesday Library challenge activity




What would you wish for if you had a magic lamp? Colour the lamp and draw what you wish for in the bubble.










Wednesday

- Open Seesaw Class to complete your Wednesday Check in independently. This is now compulsory to mark your attendance for the day.
- Please complete as much of the Learning Grid as you can. Activities that are highlighted in red below are 'MUST DO'. They can be done on Seesaw or on paper.
- See you at 10am for Zoom with our wonderful music teacher - Mrs Cincotta. Link = <https://nsweducation.zoom.us/j/68684522137?pwd=ck13bFJzTmJvZjRwTWkvT0lGclVQZz09>


English		Maths	Other KLA's - RFF	
<p>Reading Read a picture book or a PM Reader and discuss what happens at the beginning, middle and end. Play a game of hangman with the words you could chunk from your book. For example: rainforest This week's reading strategy:</p> <div style="border: 2px solid red; padding: 5px; margin-top: 10px;"> <p style="text-align: center;">Look for chunks in the word</p> <p style="text-align: center; font-size: 2em; font-weight: bold;">to-day</p> </div>	<p>Writing Watch and listen to the story again called <i>The Bravest Fish Saves the Day</i> https://www.youtube.com/watch?v=KU8UmsDzGWQ</p> <p>List all of the different characters in the story and the different games they play.</p> <p>What is your favourite game to play and why? Write about it and draw a picture.</p>	<p>Handwriting- 'Hh' Complete the letter 'h' on pages 24 and 25 in your handwriting book. Make sure you have a sharp lead pencil and form the 'h' letters correctly.</p> <p>Don't forget to check that you are holding your pencil using the correct pencil grip.</p> <p>Colour the pictures carefully using coloured pencils.</p> <p>Sight Words Practise reading all of the sight words you have learned in jumbled order. Choose your favourite letter of the alphabet and write as many sight words as you can starting with this letter.</p>	<p>Maths</p> <p>Addition Complete Ladybird Addition to 20 on Seesaw.</p> <div style="text-align: right; font-size: 0.8em; background-color: #4db6ac; color: white; padding: 2px 5px; border-radius: 3px;"> Activities </div> <p>The Pig Dice Game: Watch the video Maths dice game - Pig You will need a dice and a piece of paper.</p> <p>Follow the steps to play:</p> <ol style="list-style-type: none"> 1. Throw the dice and record the number that is thrown. Continue rolling the dice and adding the total of the 2 numbers, recording as you go. 2. After each throw, decide whether to roll again and if a one is thrown at any time, the player loses all the points scored so far. 3. The first player to 30 (or 50 for a challenge) is the winner! 	<p>Music Enjoy the music zoom at 10am with Mrs Cincotta.</p> <p>PDHPE Try some skipping either by yourself or with people in your family. See how many skips you can do in a row and record it. Try to improve every time you skip.</p> <div style="text-align: center; margin-top: 10px;">  </div>

Finished your work and not sure what to do now? Make your way through the '*Finished your work early*' document. <https://bit.ly/3i6o1Dz>




				
				

$7 + 8 = \square$






$7 + 8 = \square$






9 + 5 =






$7+7=$






$4 + 8 = \square$






$7+12=$






$14 + 3 = \square$






$7+11=$






$9 + 11 = \square$






$14 + 5 = \square$






16 + 3 =






$8 + 9 = \square$






10 + 5 =






13+7=






$12 + 5 = \square$






$9 + 9 = \square$






1+18=






$2+11=$






$6 + 12 = \square$









$7+5=$



Thursday

- Open Seesaw Class to complete your Thursday Check in independently. This is now compulsory to mark your attendance for the day.
- Please complete as much of the Learning Grid as you can. Activities that are highlighted in red below are 'MUST DO'. They can be done on Seesaw or on paper.
- See you at 10am for a Zoom Chat. This is totally optional. **The activities highlighted below will be covered during our Zoom chat.**

English		Maths	Other KLA's	
<p>Reading: Read a picture book or a PM Reader and discuss what happens at the beginning, middle and end. Rainbow writing: Write down all of the words you could chunk. For example: snowman This week's reading strategy:</p> <div style="border: 2px solid red; padding: 5px; margin-top: 10px;"> <p style="text-align: center;">Look for chunks in the word.</p> <div style="display: flex; justify-content: center; align-items: center; gap: 10px;"> to -day </div> </div>	<p>Writing Watch and listen to the story below called <i>Fidgety Fish</i> https://www.youtube.com/watch?v=o7YqVz5HIHg</p> <p>Using adjectives, write a description about what Fidgety Fish looks like. Draw and label a picture of Fidgety Fish using your adjectives. Send your teacher a photo of your work on Seesaw.</p> <div style="text-align: right; margin-top: 10px;">  </div>	<p>Word family- 'ib' Watch and listen to the video below about the 'ib' word family. Oxford Phonics</p> <p>Complete the 'ib' word family in your Sounds Scrapbook on pages 34 and 35.</p> <p>Draw as many 'ib' pictures as you can and write the words carefully underneath each picture.</p> <p>Sight Words Revise your M200Words with a game of your choice. Some ideas include Memory, Snap and Go Fish.</p>	<p>Volume and Capacity Complete the Maths Homework- Volume and Capacity Seesaw activity.</p> <div style="text-align: right; margin-top: 10px;">  </div> <p>Using a plastic bottle or cup write the words empty (at the bottom), half full (in the middle) and full (at the top) with a marker. Now go and fill up a large bucket/sink with your bottle and water. Count how many full bottles of water it takes to fill up your bucket. Do the same for half full and empty.</p> <div style="text-align: center; margin-top: 10px;">  </div>	<p>PDHPE Keep practicing the underarm throw. See if you can find someone to throw and catch with.</p> <p>Library Listen to the story - <i>Your Birthday was the best.</i> https://safeshare.tv/x/ss613fe1faa3743 What would happen if someone was at your party uninvited? This is the story of a cockroach who gate-crashes a birthday party.</p> <div style="text-align: right; margin-top: 10px;">  </div> <p>Activities: Can you remember what games the children all played at the party? Draw a picture of a magnificent birthday cake. If you have time, colour and cut out the cockroach from the party.</p>

Finished your work and not sure what to do now? Make your way through the '*Finished your work early*' document. <https://bit.ly/3i6o1Dz>



Empty

Full

Half Full

Nearly Full

The image shows four identical empty bottle outlines arranged in a horizontal row. To the left of the bottles are four rectangular boxes, each containing a label: 'Empty', 'Full', 'Half Full', and 'Nearly Full'. These labels are intended for students to identify the capacity level of each bottle.



List 3 units of measurement that you can use
to measure objects by volume.






Week 2 Thursday Library activity

Cockroach Craft

Colour and cut the outline of the cockroach body.

Friday


- Open Seesaw Class to complete your Friday Check in independently. This is now compulsory to mark your attendance for the day.
- Please complete as much of the Learning Grid as you can. Activities that are highlighted in red below are 'MUST DO'. They can be done on Seesaw or on paper.
- See you at 10am for a Zoom Chat. This is our last one before holidays! **The activities highlighted below will be covered during our Zoom chat.**

English		Maths	Other KLA's	
<p>Reading Record yourself reading your favourite PM book from this week for your teacher to hear. Can you think of a different title for the book you read? Today make sure to use the following reading strategy:</p> <ul style="list-style-type: none"> • Look for chunks in the word <div style="border: 2px solid red; padding: 5px; margin-top: 10px;"> <p style="text-align: center;">Look for chunks in the word</p> <p style="text-align: center; font-size: 2em; font-weight: bold;">to-day</p> </div>	<p>Writing Re-watch and listen to the story of Fidgety Fish https://www.youtube.com/watch?v=o7YqVz5HIHg</p> <p>What do you do when you are feeling fidgety? What helps you calm down and feel happy? Write a few sentences and draw illustrations of the things you can do at home and at school.</p>	<p>Adjectives After listening to the story Fidgety Fish and Friends, make a list of all the animals that Fidgety Fish meets in the ocean. Write down the name of each creature and two adjectives to describe each one.</p> <p>Illustrate your favourite sea creature from the story and send your teacher a photo of your work.</p> <div style="text-align: right; margin-top: 10px;">  </div>	<p>Maths Addition Problems Think about wheels and how different modes of transport have different numbers of wheels (e.g car = 4 wheels, bike = 2 wheels, tricycle=3 wheels, unicycle=1 wheel). If you had 6 wheels, what combination of transport might they belong to? (e.g. 3 bikes OR 1 skateboard and a bike). Write the number 6 in your workbook and draw your combinations.</p> <p>Complete the same activity with the numbers 9, 12 and 15 wheels. Remember you need to draw many different answers for each number. Upload a picture of your combinations to Seesaw.</p> <div style="text-align: right; margin-top: 10px;">  </div> <p>Extension: I have 4 tricycles, 2 bikes in my garage. How many wheels are there?</p>	<p>PDHPE Before you start your school work for the day go for a walk with family members and your dog if you have one.</p> <div style="text-align: center; margin: 10px 0;">  </div> <p>Again go outside and play hide and seek with your friends at school or your family members at home.</p> <p>Music The little gecko - a musical story Here is a lovely story brought to you by the Tasmanian Symphony Orchestra. It's a little bit like the sound stories we do at school only here you get to use your imagination. https://soundcloud.com/user-427073505/the-little-gecko-by-julian-yu</p>

Finished your work and not sure what to do now? Make your way through the '**Finished your work early**' document. <https://bit.ly/3i6o1Dz>


Workbook Activities

Thank you for collecting your child/ children's books from school last week. To continue improving their fine motor skills and correct handwriting formation please get them to complete the following pages independently, adding as much detail as they can. We would love you to **stick to the pages mentioned** in the grid below and we will continue using these books in the Term 4 Learning from Home grid, as well as when we return to face-to-face learning at school.



Handwriting Textbook

This should be your BEST handwriting work, completed in lead pencil. Take your time and add lots of colour to the images on the pages too.



My Sound Scrapbook

Some pages have been completed previously in this book. Please refer to those pages for how your teacher likes this activity completed. We normally rainbow write (5 different colours) in the big word family focus then do everything else in lead pencil. No cut out pictures will be provided but you can get your child/ children to draw and write some words in the spare space available.

This week's pages are: **Rr, Hh**

**If the page is already completed you can practise your formation in your workbook.*

This week's pages are: **ig, ib**

**If the page is already completed you can practise your formation in your workbook.*